
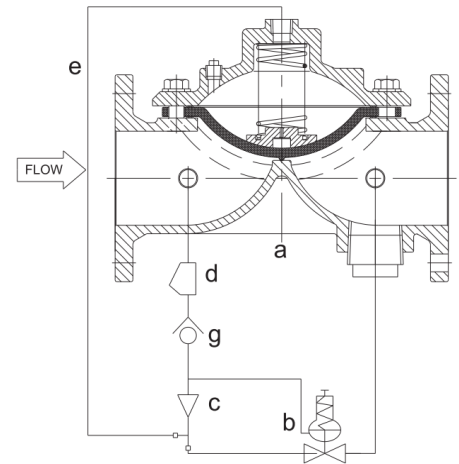


GLOBE TYPE PRESSURE RELIEF VALVE

MODEL: SD-2055G-W



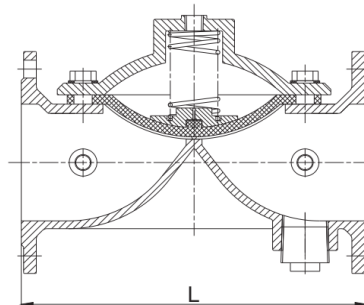
- End Connection: Flange x Flange
Flange x Groove
Grooved x Grooved
- Relief Valve: Limits inlet pressure by relieving excess pressure.
- Pressure sustaining: Prevents pipeline pressure from rising to maximum valve.
- Operate over a wide flow range.
- Inlet pressure adjustment range: 65-180 Psi.
- Can be maintained without removal from the pipe line
- Flanged ends to ANSI B16.1 Class 125 (Others are available upon request).
- Grooved ends to AWWA C606
- Working Pressure: 300 Psi
- Paint: Fusion bonded epoxy coated interior and exterior to AWWA C550 standard.



MATERIAL SPECIFICATION

No.	Part Name	Material
1	Body	Ductile Iron
2	Bonnet	Ductile Iron
3	Diaphragm	EPDM
4	Spring Retainer	Ductile Iron
5	Spring	SS304
6	Galvanized Bolt	Carbon Steel

No.	Components	Material
a	Main Valve	
b	Pressure Reducing Pilot	Bronze
c	Restriction Orifice	SS304
d	Y-Strainer	SS304
e	Pipeline	SS304
f	Check Valve	SS304



DIMENSION

Size	DN50	DN65	DN80	DN100	DN125	DN150	DN200	DN250	DN300
L	233	290	310	356	370	436	530	636	835

Units are in mm