

CONDUIT SYSTEM

PIPES, FITTINGS & ACCESSORIES

Sustainable Solutions for Your Valuable Projects





INTRODUCTION

SHIELD is a company created to cater to the infrastructure, fire protection and building services industries with a comprehensive range of products designed to be competitive and of assured quality.

We stay ahead of today's evolving market requirements by committing to a program of continued research and development.


We are able to maintain our high standards by ensuring that our worldwide manufacturing networks are the most advanced in the industry in Europe, Asia and America in terms of quality and delivery lead time. Our fully experienced and professional staff is there to provide engineering expertise and after sales service exactly when you need it.

Combine this with highly responsive and customer focused network of distribution centres around the world, you will find that customer satisfaction is what we excel at.

We are justifiably proud of our global client base. With offices and facilities in the UK and Middle East, we are able to comprehend the specific needs of your particular region.

TABLE OF CONTENTS

1	Steel Tubes
1	BS 4568 Conduit
1	BS 31 Conduit
2	Bending Machine & Accessories
4 - 12	Fittings & Accessories
4	Box-Circular, Small
6	Box-Circular, Large
8	Looping in Box
8	Small Extension Pattern Box
9	Small Box Cover (lids)
9	Hook & Loop
10	Coupling, Elbow, Bend and Tee
11	Bush, Ring, Plug & Gland and Reducer
12	Locknut and Saddle
13 - 14	Switch & Socket Boxes
13	Galvanized Gang Box
14	Adaptable Box
14	PVC Gang Box
15	Support Channel & Accessories
15	Plain Support Channel
15	Slotted Support Channel
15	Channel Nut
15	Threaded Rod
16 - 17	Flexible Steel Conduits
16	Flexible Steel Conduit
17	PVC Coated Flexible Steel Conduit
18 - 19	Flexible Conduit Connectors
18	Flexible Conduit Connector (DPJ Type)
18	Two Piece Connector
19	Flexible Conduit Connector 45°/90° (DNJ/DWJ Type)
19	One Piece Connector
21 - 22	PVC Conduits
21	PVC Rigid Conduit
21	PVC Accessories
22	PVC Junction Box
22	PVC Adaptable Box
22	PVC Switch/Socket Cover



SHIELD CONDUIT SYSTEM

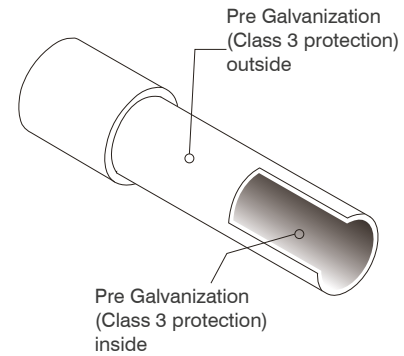
Steel Tubes

BS 4568 Conduit:

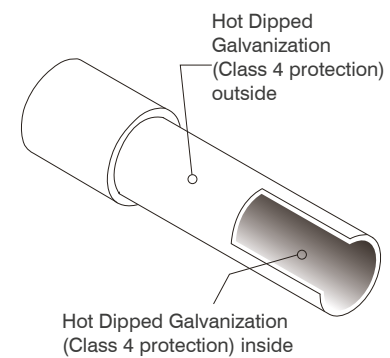
SD-CP

Size	Outside Diameter (O.D.)		Wall Thickness	Length	Length of Thread	
	Min	Max			Min	Max
mm	mm	mm	mm	meter	mm	mm
Heavy Gauge						
16	15.7	16.00	1.40	3.75	11.5	13.5
20	19.7	20.00	1.60	3.75	13.0	15.0
25	24.6	25.00	1.60	3.75	16.0	18.0
32	31.6	32.00	1.60	3.75	18.0	20.0
40	39.6	40.00	1.80	3.75	19.0	22.0
50	49.6	50.00	1.80	3.75	19.0	22.0
Medium Gauge						
16	15.7	16.00	1.35	3.75	11.5	13.5
20	19.7	20.00	1.35	3.75	13.0	15.0
25	24.7	25.00	1.35	3.75	16.0	18.0
32	31.7	32.00	1.35	3.75	18.0	20.0
Light Gauge						
16	15.7	16.00	1.00	3.75	11.5	13.5
20	19.7	20.00	1.00	3.75	13.0	15.0
25	24.6	25.00	1.00	3.75	16.0	18.0
32	31.6	32.00	1.00	3.75	18.0	20.0

CLASS 3



CLASS 4






BS 31 Conduit:

SD-CP

Size	Outside Diameter (O.D.)		Wall Thickness	Length	Length of Thread	
	Min	Max			Min	Max
Inch	mm	mm	mm	meter	mm	mm
Heavy Gauge						
¾	18.90	19.05	1.60	3.81	11.5	13.5
1	25.25	25.40	1.60	3.81	13.0	15.0
1¼	31.50	31.80	1.60	3.81	16.0	18.0
1½	37.80	38.10	1.80	3.81	18.0	20.0
2	50.50	50.80	1.80	3.81	19.0	22.0
2½	63.20	63.50	2.00	3.81	19.0	22.0
Medium Gauge						
¾	18.90	19.05	1.35	3.81	11.5	13.5
1	25.25	25.40	1.35	3.81	13.0	15.0
1¼	31.50	31.80	1.35	3.81	16.0	18.0
1½	37.80	38.10	1.35	3.81	18.0	20.0
2	50.50	50.80	1.35	3.81	20.0	23.0
2½	63.20	63.50	1.35	3.81	24.0	28.0
Light Gauge						
¾	18.90	19.05	1.20	3.81	11.5	13.5
1	25.20	25.40	1.20	3.81	13.0	15.0
1¼	31.50	31.80	1.20	3.81	16.0	18.0
1½	37.80	38.10	1.60	3.81	19.0	20.0
2	50.40	50.60	1.60	3.81	19.0	23.0
2½	63.20	63.50	1.60	3.81	24.0	28.0



Bending Machine & Accessories

Conduit Bending Machine Accessories	Size mm
Spanner (with 2 guides, 2 circular solid die)	
	20 - 25
	25 - 32
Circular Solid Die	
	20
	25
	32
Conduit Bender	
	20
	25
	32



NOTE: Drawings are for illustration purpose only.



Malleable Iron Junction boxes for electrical wiring



The complete range of Conduit, Fittings and Accessories for strong, durable & safe wiring system.

Fittings & Accessories

Box Circular, Small:

Materials: Malleable Iron

Finish: Galvanized

Size: 60.3 mm Internal Diameter

20mm Boxes: min. 25mm deep

25mm Boxes: min. 28mm deep

Specifications:

- ▶ Tapped M4 at 50.8mm centres
- ▶ With tapped hole in base for earthing screw
- ▶ Supplied without cover or fixing screws unless ordered.

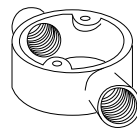


Terminal (1 Way)

SD-C1JB

BS 4568 Size: 20mm 25mm

BS 31 Size: 3/4" 1"

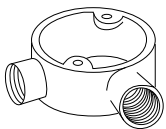


Through (2 Way)

SD-C2TJB

BS 4568 Size: 20mm 25mm

BS 31 Size: 3/4" 1"

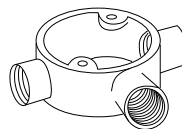


Angle (A Way)

SD-C2AJB

BS 4568 Size: 20mm 25mm

BS 31 Size: 3/4" 1"

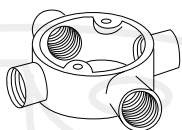


Tee (3 Way)

SD-C3TJB

BS 4568 Size: 20mm 25mm

BS 31 Size: 3/4" 1"

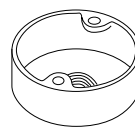


Intersection (4 Way)

SD-C4WJB

BS 4568 Size: 20mm 25mm

BS 31 Size: 3/4" 1"



Back Outlet

SD-CBOJB

BS 4568 Size: 20mm 25mm



Terminal and Back Outlet

SD-C1TBOJB

BS 4568 Size: 20mm 25mm



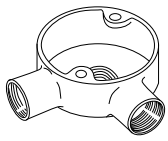
Through and Back Outlet

SD-C2TBOJB

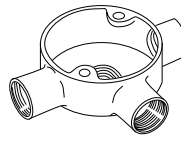
BS 4568 Size: 20mm 25mm



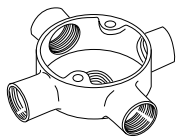
Fittings & Accessories



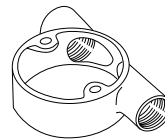
Angle and Back Outlet
SD-C2ABOJB
BS 4568 Size: 20mm 25mm



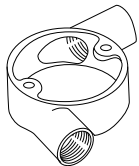
Tee and Back Outlet
SD-C3TBOJB
BS 4568 Size: 20mm 25mm



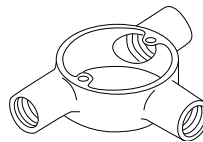
Intersection and Back Outlet
SD-C4WBOJB
BS 4568 Size: 20mm 25mm



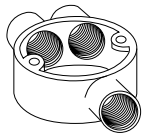
Tangent Through
SD-C2TTJB
BS 4568 Size: 20mm 25mm



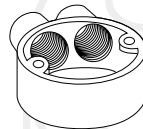
Tangent Angle
SD-C2TAJB
BS 4568 Size: 20mm 25mm



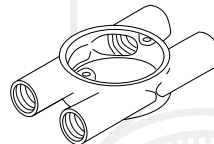
Tangent Tee
SD-C3TTJB
BS 4568 Size: 20mm 25mm



Branch 3 Way (Y)
SD-CB3WJB
BS 4568 Size: 20mm 25mm 32mm



Branch 2 Way (U)
SD-CB2WJB
BS 4568 Size: 20mm 25mm 32mm



Twin Through Way (H)
SD-CB4WTJB
BS 4568 Size: 20mm 25mm 32mm



Fittings & Accessories

Box Circular, Large:

Materials: Malleable Iron

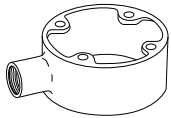
Finish: Black Enamel & Galvanized

Size: 81 mm Internal Diameter

32mm Boxes: min. 38mm deep

Specifications:

- ▶ Tapped M4 at 71.5mm centres
- ▶ With tapped hole in base for earthing screw
- ▶ Supplied without cover or fixing screws unless ordered.



Terminal (1 Way)

SD-C1LJB

BS 4568 Size: 32mm

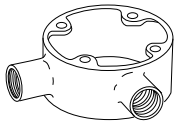


Tee

SD-C3TLJB

BS 4568 Size: 32mm

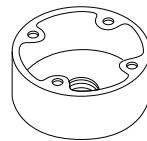
BS 31 Size:



Angle

SD-C2ALJB

BS 4568 Size: 32mm



Back Outlet

SD-CBOLJB

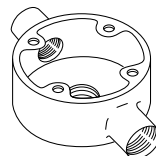
BS 4568 Size: 32mm



Intersection

SD-C4WLJB

BS 4568 Size: 32mm



Through & Back Outlet

SD-C2TBOLJB

BS 4568 Size: 32mm



Terminal and Back Outlet

SD-C1TBOLJB

BS 4568 Size: 32mm

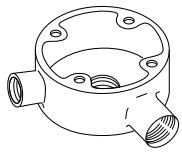


Through

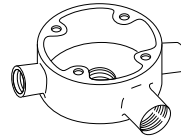
SD-C2TLJB

BS 4568 Size: 32mm

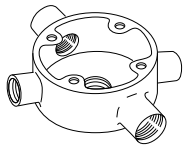
Fittings & Accessories



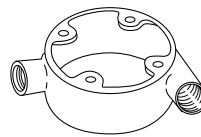
Angle & Back Outlet
SD-C2ABOLJB
BS 4568 Size: 32mm



Tee and Back Outlet
SD-C3TBOLJB
BS 4568 Size: 20mm



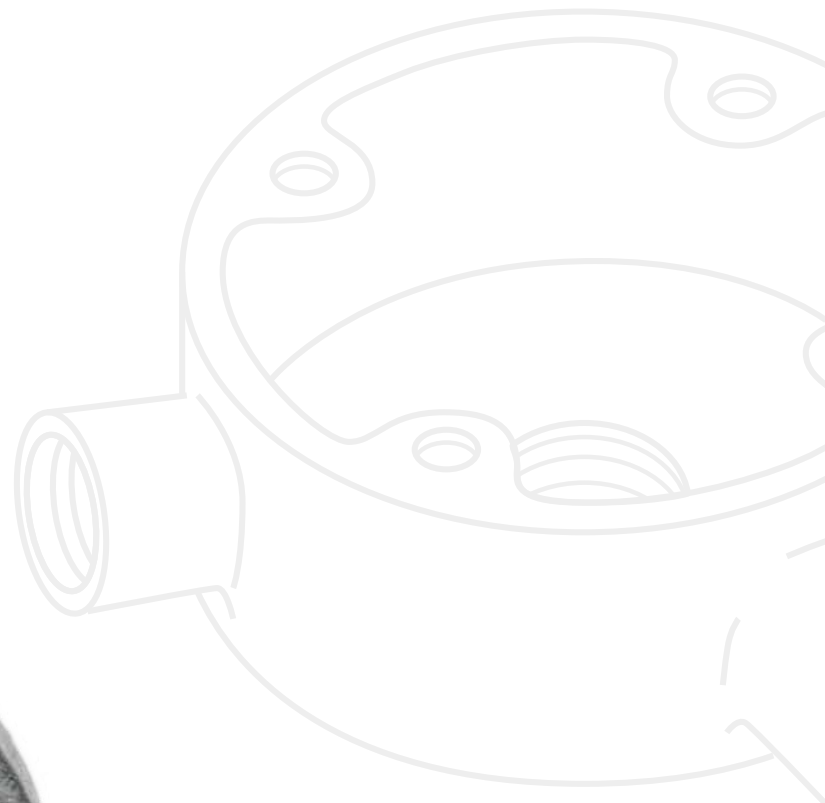
Intersection and Back Outlet
SD-C4WBOLJB
BS 4568 Size: 20mm



Tangent Angle
SD-C2TALJB
BS 4568 Size: 20mm



Tangent Tee
SD-C3TTLJB
BS 4568 Size: 20mm

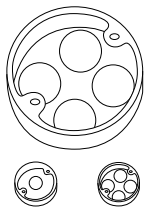


Fittings & Accessories

Looping in Box:

Specifications:

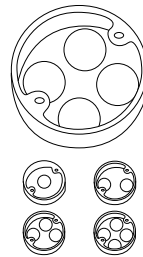
- ▶ With tapped hole in base of earthing screw
- ▶ 20mm clearance



Steel Medium SD-C1HLB-S & SD-C4HLB-S

Material: Steel
Finish: Galvanized
Size: 29mm Deep x 63.5mm I.D.

With tapped hole in base for earthing screw.
1 hole or 4 knockouts.



Malleable Iron Medium SD-C1HLB, SD-C2HLB, SD-C3HLB & SD-C4HLB

Material: Malleable Iron
Finish: Galvanized
Size: 31mm Deep x 63.5mm I.D.

With tapped hole in base for earthing screw.
1, 2, 3 & 4 holes.

Small Extension Pattern Box:

Materials: Malleable Iron

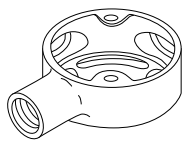
Finish: Galvanized

20mm/25mm Boxes: min. 25mm deep

Size: 60.3mm Internal Diameter

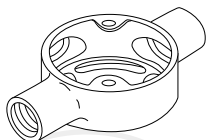
Specifications:

- ▶ Tapped M4 at 50.8mm centres
- ▶ With tapped hole in base for earthing screw
- ▶ Supplied without cover or fixing screws unless ordered.



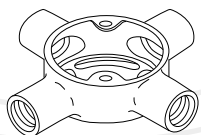
Terminal SD-C1PB

Size: 20mm 25mm



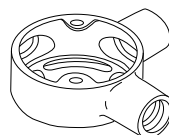
Angle SD-C2APB

Size: 20mm 25mm



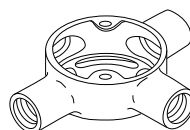
Intersection SD-C4WPB

Size: 20mm 25mm



Through SD-C2TPB

Size: 20mm 25mm

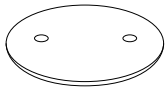


Tee SD-C3TPB

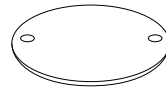
Size: 20mm 25mm

Fittings & Accessories

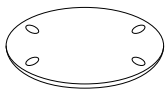
Small Box Cover (Lids):



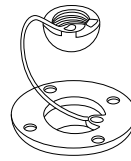
No Screws Light Cover
SD-C2LC86-S
Material: Steel
Finish: Black Enamel & Galvanized
Size: 86mm (Dia.)



No Screws Light Cover
SD-C2LC65-S
Material: Steel
Finish: Galvanized
Size: 65mm (Dia.)



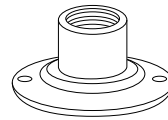
No Screws Light Cover
SD-C4LC86-S
Material: Steel
Finish: Galvanized
Size: 86mm (Dia.)



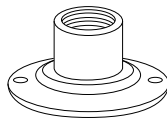
Cover, Ball & Socket, Earthed
SD-CBSE
Material: Malleable Iron with Copper Earthwire
Finish: Galvanized
Size: 20mm 25mm



Cover Hook Plate
SD-CCHP-S
Material: Steel
Finish: Galvanized
Size: 20mm 25mm



Cover Female Dome
SD-CCFD-S
Material: Steel
Finish: Galvanized
Size: 20mm 25mm



Cover Female Dome
SD-CCFD
Material: Malleable Iron
Finish: Galvanized
Size: 20mm 25mm



Hook & Loop:



Male Loop
SD-CML
Material: Malleable Iron
Finish: Galvanized
Size: 20mm



Male Hook
SD-CMH
Material: Malleable Iron
Finish: Galvanized
Size: 20mm



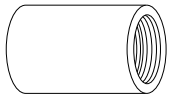
Female Loop
SD-CFL
Material: Malleable Iron
Finish: Galvanized
Size: 20mm 25mm



Female Hook
SD-CFH
Material: Malleable Iron
Finish: Galvanized
Size: 20mm 25mm

Fittings & Accessories

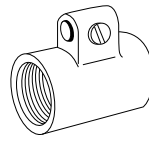
Coupling:



Solid Coupling (Threaded Coupling)

SD-CST

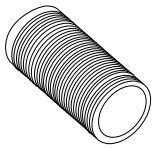
Material: Steel
 Finish: Galvanized
 Size: 20mm 25mm 32mm
 40mm 50mm
 ¾" 1" 1¼"
 1½" 2"



Earthing Coupling

SD-CEST

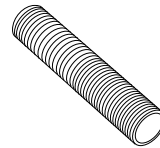
Material: Malleable Iron
 Finish: Galvanized
 Size: 20mm 25mm 32mm



Normal Nipple

SD-CNN-S

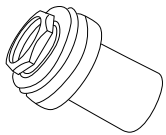
Material: Steel
 Finish: Galvanized
 Size: 20mm 25mm 32mm



Long Nipple 30mm

SD-CLN-S

Material: Steel
 Finish: Galvanized
 Size: 20mm 25mm 32mm



Flanged Coupling

SD-CFST

Material: Malleable Iron
 Complete with washer & brass bush
 Finish: Galvanized
 Size: 20mm 25mm 32mm



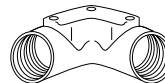
Elbow:



Solid Elbow

SD-CSE

Material: Malleable Iron
 Finish: Galvanized
 Size: 20mm 25mm 32mm



Channel Inspection Elbow

SD-CCIE

Material: Malleable Iron
 Finish: Galvanized
 Size: 20mm 25mm 32mm

Bend:



Internal Thread Normal Bend

SD-CITNB-S

Material: Steel
 Finish: Galvanized
 Size: 20mm 25mm 32mm
 40mm 50mm
 ¾" 1" 1½" 2"

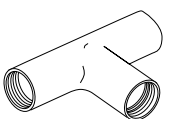


Inspection Bend

SD-CIB

Material: Malleable Iron
 Finish: Galvanized
 Size: 20mm 25mm 32mm

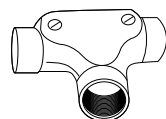
Tee:



Solid Tee

SD-CTS

Material: Malleable Iron
 Finish: Galvanized
 Size: 20mm 25mm 32mm



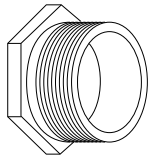
Channel Inspection Tee

SD-CCIT

Material: Malleable Iron
 Finish: Galvanized
 Size: 20mm 25mm 32mm

Fittings & Accessories

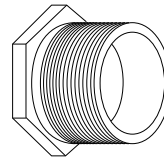
Bush:



Short Male Bush

SD-CSMB

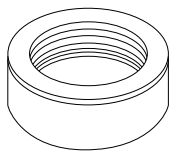
Material: Brass or Zinc
Finish: Self Colour / Brass Plated
Size: 20mm 25mm 32mm
3/4" 1" 1 1/2" 2"



Long Male Bush

SD-CLMB

Material: Brass or Zinc
Finish: Self Colour / Brass Plated
Size: 20mm 25mm 32mm
3/4" 1" 1 1/2" 2"

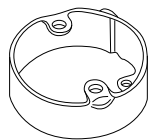


Female Bush

SD-CFB

Material: Brass or Zinc
Finish: Self Colour / Brass Plated
Size: 20mm 25mm 32mm
1 1/2" 2"

Ring:



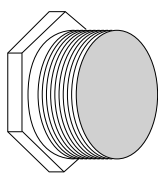
Extension Ring

SD-CER-S

Material: Steel
Finish: Galvanized
Size: 6mm 10mm 13mm
16mm 19mm 25mm
32mm 38mm 50mm



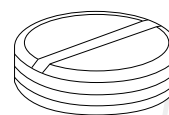
Plug & Gland:



Hexagon Head Plug

SD-CHHP

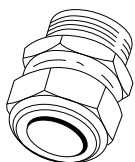
Material: Malleable Iron
Finish: Galvanized
Size: 20mm 25mm 32mm



Slotted Head Plug

SD-CSHP

Material: Brass
Finish: Self Colour
Size: 20mm 25mm

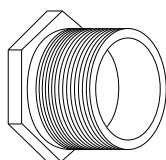


Gland for T.R.S or Similar cable

SD-CGTRS

Material: Brass
Finish: Self Colour
Size: 20mm 25mm

Reducer:



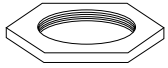
Hexagon Head Reducer

SD-CHHR-S

Material: Steel
Finish: Galvanized
Size: 25x20mm 32x20mm 32x25mm,

Fittings & Accessories

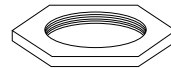
Locknut:



Light Hexagon Locknut

SD-CLHLN-S

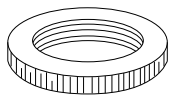
Material: Steel (thickness 3mm)
 Finish: Galvanized
 Size: 20mm 25mm 32mm



Heavy Hexagon Locknut

SD-CHHLN-S

Material: Steel (thickness 5-6mm)
 Finish: Galvanized
 Size: 20mm 25mm 32mm



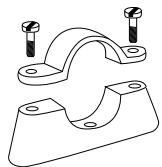
Milled Edge Circular Locknut

SD-CCLN-S

Material: Steel
 Finish: Galvanized
 Size: 20mm 25mm 32mm



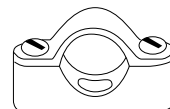
Saddle:



Hospital Saddle

SD-CHPS

Material: Malleable Iron Base, Steel Top
 Finish: Galvanized
 Size: 20mm 25mm



Distance Saddle

SD-CDS

Material: Malleable Iron Base, Steel Top
 Finish: Galvanized
 Size: 20mm 25mm 32mm
 38mm 50mm



Spacer Bar Saddle Clip

SD-SBSC

Material: Steel
 Finish: Galvanized
 Size: 20mm 25mm 32mm
 40mm 50mm
 3/4" 1"



Clip (Half Saddle)

SD-CHSC-S

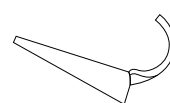
Material: Steel
 Finish: Galvanized
 Size: 20mm 25mm 32mm



1 Way (Single) Saddle

SD-C1WS-S

Material: Steel
 Finish: Galvanized
 Size: 20mm 25mm 32mm



Steel Crampet

SD-CSC-S

Material: Steel
 Finish: Galvanized
 Size: 20mm 25mm 32mm

Switch & Socket Boxes

Galvanized Gang Box:



1 Gang Switch Box

SD-C1GSBX

Depth: 16mm 25mm
35mm 47mm
Fixing Fittings: 3 fixed & 1 adj. lug
Brass terminal or iron screw
20mm KO's, 25mm KO's
20mm & 25mm KO's or 3
oval KO's



2 Gang Switch Box

SD-C2GSBX

Depth: 16mm 25mm
35mm 47mm
Fixing Fittings: 1 fixed & 1 adj. lug
Brass terminal or iron screw
20mm KO's, 25mm KO's
20mm & 25mm KO's or 4
oval KO's



1+1 Gang Switch Box

SD-C11GSBX

Depth: 35mm
Fixing Fittings: 8 fixed lugs
Brass terminal or iron screw
20mm KO's, 25mm KO's
20mm & 25mm KO's



1+2 Gang Switch Box

SD-C12GSBX

Depth: 35mm
Fixing Fittings: 4 fixed lugs
Brass terminal or iron screw
20mm KO's, 25mm KO's
or 20mm & 25mm KO's



1+1+1 Gang Switch Box

SD-C111GSBX

Depth: 35mm
Fixing Fittings: 6 fixed lugs
Brass terminal or iron screw
20mm KO's, 25mm KO's
or 20mm & 25mm KO's



1+1+2 Gang Switch Box

SD-C112GSBX


Depth: 35mm
Fixing Fittings: 6 fixed lugs
Brass terminal or iron screw
20mm KO's, 25mm KO's
or 20mm & 25mm KO's



1 Gang Extension Box

SD-C1GEBX

Depth: 16mm 25mm
35mm
Fixing Fittings: 3 fixed & 1 adj. lugs
20mm KO's, 25mm KO's
20mm & 25mm KO's. or 3
oval KO's



2 Gang Extension Box

SD-C2GEBX

Depth: 16mm 25mm
35mm
Fixing Fittings: 1 fixed & 1 adj. lugs
20mm KO's, 25mm KO's
20mm & 25mm KO's. or
3 oval KO's

Switch & Socket Boxes

Adaptable Box:

SD-CADBX

Adaptable Boxes are manufactured from steel and are available with plain sides or knock-out (20mm).

The standard finish is a Pre-Galvanized.

Where boxes are supplied with knock-outs.

The number and size as follows:

Width of Sides	Size of K.O.'s	Number of K.O.'s in each side
mm	mm	
3	20	2
4	20	3
6	20	4
9	20	6
12	20	6



Supplied with steel screw as standard M5x8mm.

The complete range is manufactured in accordance with BS 4568.

PVC Gang Box:



1 Gang Dry Lining Box SD-C1GDLBX

Depth: 35mm Deep
Finish: PVC Material
Fixing Fittings: 2 adj. tabs



2 Gang Dry Lining Box SD-C2GDLBX

Depth: 35mm Deep
Finish: PVC Material
Fixing Fittings: 2 adj. tabs



Dual Dry Lining Box SD-CDDL BX

Depth: 35mm Deep
Finish: PVC Material
Fixing Fittings: 2 adj. tabs



1 Gang Surface Pattress Box SD-C1GSPBX

Depth: 16, 25, 35 & 47mm Deep
Finish: Urea Material
Fixing Fittings: with brass terminal



2 Gang Surface Pattress Box SD-C2GSPBX

Depth: 25, 35 & 47mm Deep
Finish: Urea Material
Fixing Fittings: with brass terminal

Support Channel & Accessories

Plain Support Channel:



Plain Support Channel

SD-CPSC1-S

Material: Steel
Finish: Galvanized
Size: 41x21mm
Wall thickness: 1.5-2.5mm
Length: 3m/10 ft.

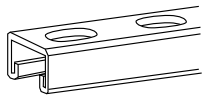


Plain Support Channel

SD-CPSC2-S

Material: Steel
Finish: Galvanized
Size: 41x41mm
Wall thickness: 1.5-2.5mm
Length: 3m/10 ft.

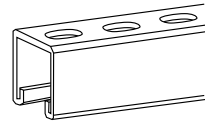
Slotted Support Channel:



Slotted Support Channel

SD-CSSC1-S

Material: Steel
Finish: Galvanized
Size: 41x21mm
Wall thickness: 1.5-2.5mm
Length: 3m/10 ft.

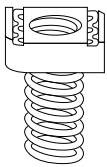


Slotted Support Channel

SD-CSSC2-S

Material: Steel
Finish: Galvanized
Size: 41x41mm
Wall thickness: 1.5-2.5mm
Length: 3m/10 ft.

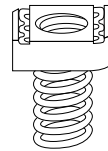
Channel Nut:



Long Spring Channel Nut

SD-CLSCN-S

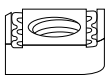
Material: Steel
Finish: Galvanized
Metric Size: M6 M8 M10 M12
M14 M16 M18
with regular spring nut



Short Spring Channel Nut

SD-CSSCN-S

Material: Steel
Finish: Galvanized
Metric Size: M6 M8 M10 M12
M14 M16 M18
with short spring nut

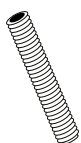


Channel Nut

SD-CPCN-S

Material: Steel
Finish: Galvanized
Metric Size: M6 M8 M10 M12
M14 M16 M18
with plain nut

Threaded Rod:



Threaded Rod

SD-TR

Material: Steel
Finish: Galvanized
Metric Size: M6 M8 M10 M12 M14
M16 M18 M20 M22
Length: 1M, 1.5M, 2M & 3M



NOTE: For Support Channels: Plain, Pre Galvanized, Electro Galvanized & Hot Dipped Galvanized are also available upon request.

SHIELD reserves the right to change the contents without notice.

Flexible Steel Conduits

Flexible Steel Conduit:

Flexible metal conduits can be used for cable & wire, protective systems in industrial machines & plants.

Material: Galvanized Steel/Stainless steel 304 & 316

Ip Rating: Ip 40 with fitting type LT-A

Properties: High Flexibility, High Mechanical Strength, Corrosion & Compression Resistance

SD-GFC

Model	Size	Internal Diameter	Outside Diameter
	Inch	mm	mm
SD-GFC-038	3/8	12	16.5
SD-GFC-050	1/2	16	21.0
SD-GFC-075	3/4	20	25.0
SD-GFC-100	1	25	31.0
SD-GFC-125	1 1/4	32	38.0
SD-GFC-150	1 1/2	38	47.0
SD-GFC-200	2	51	60.0
SD-GFC-250	2 1/2	64	72.0
SD-GFC-300	3	75	84.0
SD-GFC-400	4	100	112.0
SD-GFC-500	5	125	137.0
SD-GFC-600	6	150	162.0

NOTE: Cut length & other sizes are available upon request.



Flexible Steel Conduits

PVC Coated Flexible Steel Conduit:

PVC Coated Flexible Metal Conduit can be used for cable & wire, protective systems in humid & dusty areas for outdoor applications.

Material: Galvanized Steel, PVC Jacket

Colour: Black, Grey (other on request)

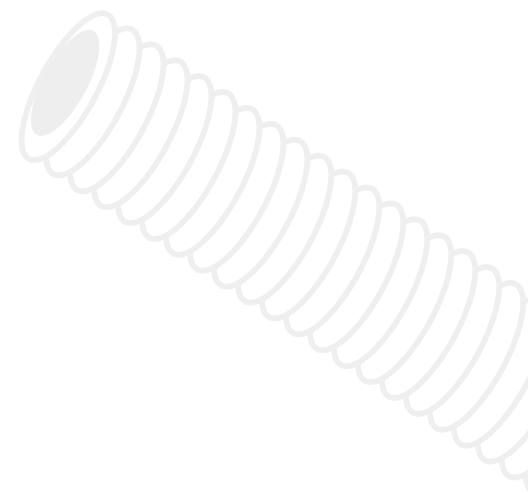
Ip Rating: Ip 67 with fitting type LT-A

Properties: High Flexibility, High Mechanical Strength, Acid & Oil Resistance, Liquid Proof & Full Protection against Corrosion & Compression Resistance

SD-PFC

Model	Size	Internal Diameter	Outside Diameter
	Inch	mm	mm
SD-PFC-038	3/8	12	16.5
SD-PFC-050	1/2	16	21.0
SD-PFC-075	3/4	20	25.0
SD-PFC-100	1	25	31.0
SD-PFC-125	1 1/4	32	38.0
SD-PFC-150	1 1/2	38	47.0
SD-PFC-200	2	51	60.0
SD-PFC-250	2 1/2	64	72.0
SD-PFC-300	3	75	84.0
SD-PFC-400	4	100	112.0
SD-PFC-500	5	125	137.0
SD-PFC-600	6	150	162.0

NOTE: Cut length & other sizes are available upon request.



Flexible Steel Conduits

Flexible Conduit Connector (DPJ Type):

SD-CDPJ

Model	Size Inch
SD-CDPJ-014	1/4
SD-CDPJ-038	3/8
SD-CDPJ-050	1/2
SD-CDPJ-075	3/4
SD-CDPJ-100	1
SD-CDPJ-125	1 1/4
SD-CDPJ-150	1 1/2
SD-CDPJ-200	2
SD-CDPJ-250	2 1/2
SD-CDPJ-300	3
SD-CDPJ-400	4
SD-CDPJ-500	5
SD-CDPJ-600	6



Flexible Conduit Connector
(DPJ Type)



Flexible Conduit Connector
(DPJD Type)

Two Piece Connector for unpacked & PVC Vacuum formed:

SD-CTPC

Material: Brass with Nickel Plated
Thread Size: M16 M20 M25 M32 M40 M50



Flexible Steel Conduits

Flexible Conduit Connector 45°/90° (DNJ/DWJ Type):

SD-CDWJ

Model	Size Inch
SD-CDWJ-038	3/8
SD-CDWJ-050	1/2
SD-CDWJ-075	3/4
SD-CDWJ-100	1
SD-CDWJ-125	1 1/4
SD-CDWJ-150	1 1/2
SD-CDWJ-200	2
SD-CDWJ-250	2 1/2
SD-CDWJ-300	3
SD-CDWJ-400	4
SD-CDWJ-500	5
SD-CDWJ-600	6



Flexible Conduit Connector
(DWJ Type)



Flexible Conduit Connector
(DNJ Type)

One Piece Connector for unpacked Flexible Only (flex to conduit):

SD-COPC

Material: Brass with Nickel Plated
Thread Size: M16 M20 M25 M32 M40 M50





Polyvinyl Carbonate (PVC)

light-weight & easy to install



A range of PVC Conduit fittings and accessories are strong, lightweight, easy to install, cost effective, durable, safe, good insulator and versatile.

PVC Conduits

PVC Rigid Conduit:

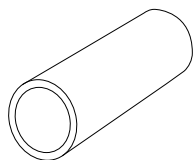
SD-PVCCP

Heavy Gauge I.D. x Wall Thickness mm	Medium Gauge I.D. x Wall Thickness mm	Light Gauge I.D. x Wall Thickness mm
20 x 1.8	20 x 1.5	20 x 1.2
25 x 1.9	25 x 1.8	25 x 1.4
32 x 2.5	32 x 2.1	32 x 1.5
38(40) x 2.5	38(40) x 2.2	38(40) x 1.5
50 x 3.2	50 x 2.5	50 x 1.9

NOTE: PVC Rigid Conduit available in 2.9m & 3.75m length.

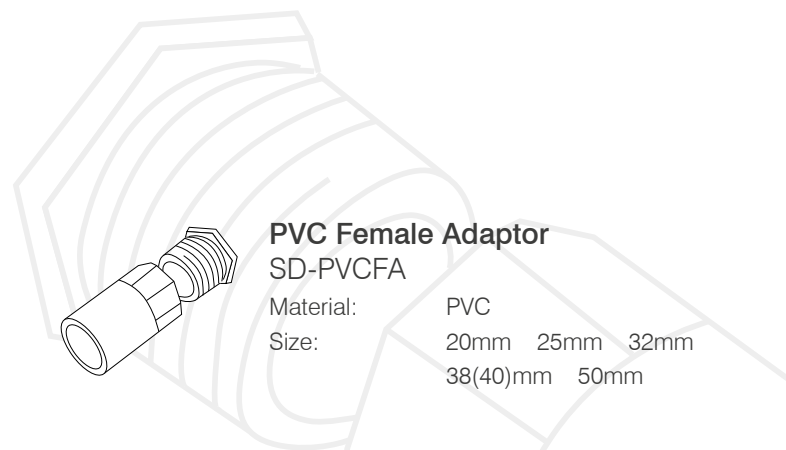


PVC Accessories (Black Colour):



PVC Coupling
SD-PVCCST

Material: PVC
Size: 20mm 25mm 32mm
38(40)mm 50mm



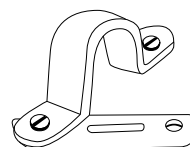
PVC Female Adaptor
SD-PVCFA

Material: PVC
Size: 20mm 25mm 32mm
38(40)mm 50mm



PVC Normal Bends
SD-PVCNB

Material: PVC
Size: 20mm 25mm

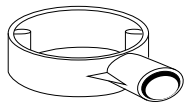


PVC Space Bar Saddle Clip
SD-PVCSBSC

Material: PVC
Size: 20mm 25mm 32mm
38(40)mm 50mm

PVC Conduits

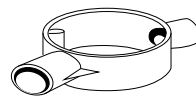
PVC Junction Box:



1 Way

SD-PVC1JB

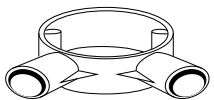
Material: PVC
Size: 20mm 25mm



2 Way (through)

SD-PVC2TJB

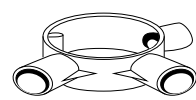
Material: PVC
Size: 20mm 25mm



A Way (angle)

SD-PVC2AJB

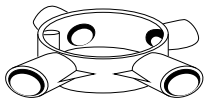
Material: PVC
Size: 20mm 25mm



3 Way

SD-PVC3TJB

Material: PVC
Size: 20mm 25mm



4 Way

SD-PVC4WJB

Material: PVC
Size: 20mm 25mm

PVC Adaptable Box:

SD-PVCADBX

Material: PVC
Size: 75 x 75 x 50mm
100 x 100 x 75mm (110x110x78)
150 x 100 x 75mm (165x125x100)
150 x 150 x 75mm (235x180x100)
225 x 225 x 75mm (320x250x130)



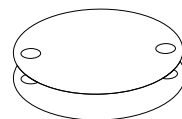
PVC Switch/Socket Cover:



PVC SWT / SKT Cover

SD-PVCSWCV

Material: PVC
Size: 87mm x 87mm



PVC Circular Lid

SD-PVCCLD

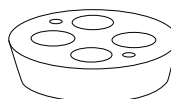
Material: PVC
Size: 65mm 85mm



PVC SWT / SKT Box

SD-PVCSWBX

Material: PVC
Size: 87mm x 87mm



PVC Loop-In Box

SD-PVCLIBX

Material: PVC
Size: 20mm

SHIELDTM
Trusted Worldwide



For further information on any aspect of the Shield range of Conduit System please contact your nearest office.

UNITED KINGDOM

Redburn House, 2A Tonbridge Road,
Romford, Essex, RM3 8QE,
United Kingdom.

Email: shielduk@shieldglobal.com

Tel: +44 1708 377731

Fax: +44 1708 347637

MIDDLE EAST & AFRICA

Jebel Ali Free Zone, Dubai, UAE
Email: shieldme@shieldglobal.com

Tel: +971 4 881 2070

Fax: +971 4 881 2198